



F DUO Series

# INDUSTRIAL FIBER LASER

High precision 2D and 3D marking on metals



**F DUO Series** by **MACSA**

Powerful. Reliable. Precise.

# INDUSTRIAL FIBER LASER

## F DUO Series

**A family of powerful and reliable industrial fibre lasers.**

F DUO lasers are **designed for high-speed on-line integration and for use in standalone workstations.**

They are ideal for demanding metal marking applications, but are also effective with other materials such as plastics and composite materials.

F DUO lasers are long life, low maintenance lasers with very low cost of ownership.

The F DUO pulsed fiber laser product range has been extended to include MOPA lasers.



**Macsa lasers are very easy to use thanks to our powerful proprietary marking software.**

Marca makes it simple to code and mark precisely and consistently. A userfriendly software to create text, 1D and 2D codes, 3D graphics, graphical files, etc...



# integra

by Macsa id



**The modular software to control, manage and optimize the production line.**

 **integranet 4.0**  
Your passport to Industry 4.0

Solution of monitoring services, predictive maintenance, remote assistance and production support


## F MOPA

### For high precision marking

MOPA technology allows the shape and duration of the waveform to be controlled and selected by the user in order to optimize the conditions for high precision marking and micro machining applications.

- Shorter pulse widths are ideal for marking delicate substrates such as plastics or thin materials. An extended frequency range enables higher repetition rates with shorter pulse widths to be used which leads to higher productivity.
- Longer pulse widths are ideal for deep engraving and other bulk material removal applications.

The key to high precision marking applications is precise thermal management and with 8 selectable and programmable pulse widths. F MOPA laser is the perfect tool for those demanding, high value add applications.




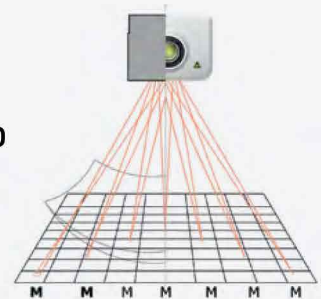
## 3D marking

2D marks can be mapped to regular 3D geometries such as cylinders, spheres and cones. Additionally irregular geometries can be loaded as 3D CAD files in to Marca software enabling 2D marks to be mapped to irregular 3D surfaces. The Macsa 3D scan head greatly simplifies the mechanical handling of 3D geometries and can eliminate the need for rotary and robotic handling devices. This can significantly increase productivity.

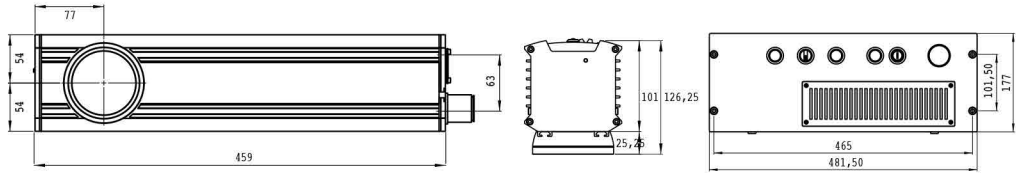
## DUO by Macsa

Dual Processor Technology Lasers by Macsa allows high precision marks to be produced even with variable data with no loss of performance. This technology dedicates one processor to data processing and the other to controlling the laser.

**3-D Print Head  
transform your 2D  
laser to 3D**



F Duo Series



F - DUO Series & MOPA																						
MODEL		PULSED & PULSED UHS													MOPA							
POWER		10W			20W			30W			50W			100W			20W		50W			
WAVELENGTH		1.062 μm																				
FREQUENCY		25-100KHz													ø-1000KHz							
PULSE WIDTH		100ns													8 selectable 4-200ns							
LASER SYSTEM		F - 10 PULSED & PULSED UHS			F - 20 PULSED & PULSED UHS			F - 30 PULSED & PULSED UHS			F - 50 PULSED & PULSED UHS			F - 100 PULSED & PULSED UHS			F - 20 MOPA		F - 50 MOPA			
MAINS SUPPLY		100V - 240V 50 / 60 Hz [1 Phase + N] 300 VA			100V - 240V 50 / 60 Hz [1 Phase + N] 350 VA			100V - 240V 50 / 60 Hz [1 Phase + N] 400 VA			100V - 240V 50 / 60 Hz [1 Phase + N] 600 VA			100V - 240V 50 / 60 Hz [1 Phase + N] 750 VA			100V - 240V 50 / 60 Hz [1 Phase + N] 350 VA		100V - 240V 50 / 60 Hz [1 Phase + N] 600 VA			
DIMENSIONS		Head 108x106.5x469 mm													115x98x463 mm				108x106.5x469 mm		115x98x463 mm	
		Rack 464x177x550 mm																				
WEIGHT		Net weight: 23Kg - Gross Weight: 27Kg													Net weight: 23Kg - Gross Weight: 27Kg							
SYSTEM		Optical isolator and collimator of the laser source, galvanometric scanners built into the marking head. Control and power electronics, drivers of the scanners, CPU, power supplies and laser source built into the control rack.																				
FOCAL SPECIFIC.		TECHNOLOGY			PULSED						PULSED UHS						MOPA					
					F -	10	20	30	50	100	F -	10	20	30	50	100	F -	20	50			
		MA (mm)	WD (mm)	FL (mm)	BD (μm)	PD (KW/cm²)	PD (KW/cm²)	PD (KW/cm²)	PD (KW/cm²)	PD (KW/cm²)	BD (μm)	PD (KW/cm²)	PD (KW/cm²)	PD (KW/cm²)	PD (KW/cm²)	PD (KW/cm²)	BD (μm)	PD (KW/cm²)	PD (KW/cm²)			
		55x55	141	100	16	9709	19417	29126	48542	97085	27	3482	6964	10446	17409	34819	16	19417	48542			
		100x100	205	163	26	3654	7308	10962	18270	36540	44	1327	2653	3980	6634	13267	26	7308	18270			
		168x168	347	254	41	1505	3009	4514	7524	15045	69	540	1079	1619	2698	5397	41	3009	7524			
		212x212	458	346	56	811	1622	2433	4054	8110	94	291	582	873	1454	2908	56	1622	4054			
242x242	554	420	68	551	1101	1652	2752	5505	-	-	-	-	-	-	68	1101	2752					
560x560	888,5	815	132	146	292	438	731	1460	-	-	-	-	-	-	132	292	731					
		LEGEND WD:Working Distance FL:Focal Length MA:Marking Area BD: Spot Beam Diameter PD:Power Density																				
		IMPORTANT NOTE																				
		<ul style="list-style-type: none"> <li>Working Distance (WD): The distance between the laser system base and the surface to be marked.</li> <li>Focal Length (FL): The distance between the center of the lens and the surface to be marked.</li> <li>Approximate values: These values are an approximation, and they are different for each laser system, due to the different optical paths.</li> </ul>																				
		SOFTWARE																				
		<ul style="list-style-type: none"> <li>ScanLinux (Standard).</li> <li>Crystal Font (Standard).</li> <li>Internal Barcode.</li> <li>Marca Lite Software.</li> </ul>																				
		USER INTERFACE																				
		<ul style="list-style-type: none"> <li>Touch Screen.</li> <li>Hand Held Terminal.</li> <li>PC.</li> </ul>																				
		CONTROLLED BY																				
		<ul style="list-style-type: none"> <li>Hand Held Terminal with ScanLinux software.</li> <li>Touch Screen with ScanLinux software.</li> <li>Full Graphics Interface: includes Marca™ software, dongle and Ethernet cable (TCP / IP).</li> <li>Marca Lite Software: includes Marca™ software, dongle and Ethernet cable (TCP / IP).</li> </ul>																				
		ACCESSORIES																				
		Handheld Terminal-Touch Screen Terminal - Beam pointer - Encoder Kit - Photocell Kit - Alarm Kit - Fume Extractor - Mounting support - Mounting Bracket U-ARM - Marking paper - Protection goggles - Air Cooling Kit																				
		ENVIRONMENTAL CONDITIONS																				
		+15°C [59°F] at 40°C [104°F] external temperature with 50% Duty Cycle or 36°C[100°F] external temperature with 100% Duty Cycle. Humidity between 10% and 95%, without condensation. No vibrations.																				

\* approximate data that may have small variations in reality



- CODIFICA E MARCATURA INKJET E LASER
- PERSONALIZZAZIONE DI IMBALLI AD ALTA DEFINIZIONE ANCHE A COLORI
- MARCATORI TECNOLOGIA HP
- CODIFICA A TRASFERIMENTO TERMICO SU FILM PLASTICI
- SISTEMI DI STAMPA ED APPLICAZIONE ETICHETTE
- STAMPANTI A TRASFERIMENTO TERMICO E INK JET A COLORI
- SOLUZIONI PERSONALIZZATE
- SISTEMI SPECIALI
- MATERIALI DI CONSUMO
- ASSISTENZA TECNICA

**Macsa id**  
a code you can trust

T. 93 873 87 98  
macsa@macsa.com  
www.macsa.com

Macsa ID Headquarter  
Pl. Pla de Santa Anna  
08272 Sant Fruits de Bages (Barcelona)  
Tel: +34 938 738 798  
Spain

Macsa ID UK  
13d Old Bridge Way  
Shefford  
Bedfordshire  
SG175HQ  
+44 (0)1462 816091  
UK

Macsa ID Portugal  
Rua Eng. Frederico Ulrich n. 2650.  
4470 - 605 Moreira Maia  
Tel: +351 229962204  
Portugal

Macsa ID Malaysia  
E-8-03, The Gamuda Biz Suites  
No.12, Jalan Anggerik Vanilla 31/99,  
Kota Kemuning,  
40460 Shah Alam  
Selangor  
Malaysia

Macsa Coding Technology (shenzhen) Co, Ltd  
East side of 2/F, 7 Building  
Lijincheng Technology Industry Park  
Jihua Road  
Longhua Street, Longhua District  
518100 Shenzhen  
Tel: +86 0755-23611591  
China

